



# DELHI PUBLIC SCHOOL INTERNATIONAL

## TEMA, GHANA



# CLASS-III SYLLABUS

## 2020-2021



NAME: \_\_\_\_\_



|                | AUGUST   | SEPTEMBER  | OCTOBER  | NOVEMBER   |
|----------------|--|--|--|--|
| <b>CYCLE-1</b> | <p><b>UNIT 1: ORDINARY DAYS</b><br/>(Cambridge Primary English Learner's Book 3)<br/>(Cambridge Primary English Activity Book 3)</p> <ul style="list-style-type: none"> <li>• What Makes A Story?</li> <li>• Character And Setting</li> <li>• A Story Introduction</li> </ul> <p><b>UNIT 1: A HOME FOR GRANDFATHER</b></p> <p><b>UNIT 2: WOULD YOU LIKE TO LIVE HERE?</b></p> <p><b>UNIT 3: THE PRINCESS AND THE PEA</b><br/>(Nelson English Pupil Book 3)</p> <p><b>UNIT 1: ALPHABETICAL ORDER</b></p> <p><b>UNIT 2: SENTENCES</b></p> <p><b>UNIT 3: QUESTIONS</b></p> <p><b>UNIT 4: CAPITAL LETTERS &amp; FULL STOP</b></p> <p><b>UNIT 5: COMMA</b></p> <p><b>UNIT 6: NOUNS</b><br/>(Grammar Chest Book 3)</p> | <p><b>UNIT 2: LET'S HAVE A PARTY</b><br/>(Cambridge Primary English Learner's Book 3)<br/>(Cambridge Primary English Activity Book 3)</p> <ul style="list-style-type: none"> <li>• Fiction and Non Fiction</li> <li>• Key Features of Fiction</li> <li>• Key Features of Nonfiction</li> </ul> <p><b>UNIT 4: HANS CHRISTIAN ANDERSEN</b></p> <p><b>UNIT 5: NEW NEIGHBOURS</b><br/>(Nelson English Pupil Book 3)</p> <p><b>UNIT 7: NOUNS: COMMON &amp; PROPER NOUNS</b></p> <p><b>UNIT 8: NOUNS: SINGULAR &amp; PLURAL</b></p> <p><b>UNIT 9: NOUNS: MALE OR FEMALE</b></p> <p><b>UNIT 10: THE 'S</b><br/>(Grammar Chest Book 3)</p> | <p><b>UNIT 3: SEE, HEAR, FEEL, ENJOY</b><br/>(Cambridge Primary English Learner's Book 3)<br/>(Cambridge Primary English Activity Book 3)</p> <ul style="list-style-type: none"> <li>• Planning and Writing A Poem.</li> </ul> <p><b>UNIT 6: RABBITS</b><br/>(Nelson English Pupil Book 3)</p> <p><b>UNIT 11: ADJECTIVES</b><br/>(Grammar Chest Book 3)</p>  | <p><b>UNIT 4: FIERY BEGINNINGS</b><br/>(Cambridge Primary English Learner's Book 3)<br/>(Cambridge Primary English Activity Book 3)</p> <ul style="list-style-type: none"> <li>• Myths and Fables</li> <li>• Features of Fables</li> <li>• Planning And Writing A Fable.</li> </ul> <p><b>UNIT 7: A CONTENTS PAGE</b></p> <p><b>UNIT 8: ANIMAL TALES</b><br/>(Nelson English Pupil Book 3)</p> <p><b>UNIT 12: COMPARISONS</b></p> <p><b>UNIT 13: PRONOUNS</b><br/>(Grammar Chest Book 3)</p> <p><b>UNIT 12: COMPARISONS</b></p> <p><b>UNIT 13: PRONOUNS</b></p> <p><b>UNIT 14: ARTICLES: A, AN, THE</b><br/>(Grammar Chest Book 3)</p> |
| <b>CYCLE-2</b> | <p><b>UNIT 5: LETTERS FROM ENGLAND</b><br/>(Cambridge Primary English Learner's Book 3)<br/>(Cambridge Primary English Activity Book 3)</p> <ul style="list-style-type: none"> <li>• Letters and Postcards</li> <li>• A Letter Of Complaint</li> <li>• Planning and Writing A Letter</li> </ul> <p><b>UNIT 9: THE MAZE GAME</b><br/>(Nelson English Pupil Book 3)</p> <p><b>UNIT 15: VERBS</b><br/>(Grammar Chest Book 3)</p>  | <p><b>UNIT 6: POEMS FROM AROUND THE WORLD</b><br/>(Cambridge Primary English Learner's Book 3)<br/>(Cambridge Primary English Activity Book 3)</p> <ul style="list-style-type: none"> <li>• Planning and Writing A Poem.</li> </ul> <p><b>UNIT 10: THE SOUND COLLECTOR</b></p> <p><b>UNIT 11: STAYING HEALTHY</b></p> <p><b>UNIT 16: AM, IS, ARE</b></p> <p><b>UNIT 17: HAVE, HAS, HAD</b></p> <p><b>UNIT 18: WAS, WERE</b><br/>(Grammar Chest Book 3)</p>   | <p><b>UNIT 7: DRAGONS AND PIRATES</b><br/>(Cambridge Primary English Learner's Book 3)<br/>(Cambridge Primary English Activity Book 3)</p> <ul style="list-style-type: none"> <li>• Adventure Stories</li> <li>• Plan A Story</li> <li>• Write A Story</li> </ul> <p><b>UNIT 12: A BIRTHDAY PARTY</b><br/>(Nelson English Pupil Book 3)</p> <p><b>UNIT 19: SHORT FORMS</b></p> <p><b>UNIT 20: ADVERBS</b><br/>(Grammar Chest Book 3)</p> | <p><b>UNIT 8: WONDERFUL WORLD</b><br/>(Cambridge Primary English Learner's Book 3)<br/>(Cambridge Primary English Activity Book 3)</p> <ul style="list-style-type: none"> <li>• What Is an Information Text?</li> <li>• Plan An Information Text</li> <li>• Write An Information.</li> </ul> <p><b>UNIT 13: BOOK REVIEWS</b><br/>(Nelson English Pupil Book 3)</p> <p><b>UNIT 21: PREPOSITIONS</b></p> <p><b>UNIT 22: CONJUNCTIONS</b><br/>(Grammar Chest Book 3)</p>  |
| <b>CYCLE-3</b> | <p><b>UNIT 9: LAUGHING ALLOWED</b><br/>(Cambridge Primary English Learner's Book 3)<br/>(Cambridge Primary English Activity Book 3)</p> <ul style="list-style-type: none"> <li>• Funny Poems and Limericks</li> </ul> <p><b>UNIT 14: BOOK HUNT</b></p> <p><b>UNIT 15: SORRY, SORRY SORRY</b><br/>(Nelson English Pupil Book 3)</p>   | <p><b>UNIT 9: LAUGHING ALLOWED (Cont)</b><br/>(Cambridge Primary English Learner's Book 3)<br/>(Cambridge Primary English Activity Book 3)</p> <ul style="list-style-type: none"> <li>• Calligrams and Mnemonics</li> </ul> <p><b>UNIT 23: INTERJECTIONS</b></p> <p><b>UNIT 24: UNDERSTANDING WORDS BETTER</b><br/>(Grammar Chest Book 3)</p>  | <p><b>SPELLING ACTIVITIES</b></p> <ul style="list-style-type: none"> <li>• Compound Words</li> <li>• Prefix</li> <li>• Suffix</li> <li>• Irregular Verbs</li> <li>• Homonyms</li> <li>• Spelling log</li> </ul> <p><b>UNIT 16: ALL ABOUT SPORT</b></p> <p><b>UNIT 17: ME AND MISTER P</b><br/>(Nelson English Pupil Book 3)</p> <p><b>UNIT 25: COMPREHENSION</b></p> <p><b>UNIT 26: COMPOSITION</b><br/>(Grammar Chest Book 3)</p>       | <b>FINAL RESULT</b>  |



# DPS INTERNATIONAL, GHANA

## SYLLABUS 2020-2021

**Class: III    Subject: FRENCH    Teachers' Name: Ruth LAWSON, Martin DOH**

|                | AUGUST   | SEPTEMBER   | OCTOBER  | NOVEMBER   |
|----------------|--|---|--|--|
| <b>CYCLE-1</b> | <p><u>1-Les lettres et les nombres</u></p> <p>-Les accents (symbols)</p>   | <p>- Words of the alphabet</p> <p>-Les nombres cardinaux/cardinal numbers(0-40)</p> <p>2-les salutations</p>        | <p>o- Bonjour la France</p> <p>French civilization</p> <p>3-A la cantine</p> <p>-Pronouns</p> <p>-verb "to be"</p>   | <p>PRE-ASSESSMENT</p> <ul style="list-style-type: none"> <li>➤ <u>Oral/Recitation</u>: un et deux font du feu</li> <li>➤ <u>Dictation words</u></li> <li>➤ <u>Listening Skills</u></li> <li>➤ <u>Reading /comprehension passages</u></li> </ul> <p><b>CYCLE TEST 1</b></p> |
|                | DECEMBER   | JANUARY   | FEBRUARY   | MARCH  |
| <b>CYCLE-2</b> | <p>3-À la cantine</p> <p>-Les pronoms personnels</p> <p>-les articles indéfinis/indefinites articles(un, une, des)</p> | <p><u>4-Les objets et les gens</u></p> <p><u>-objects and people in the classroom</u></p> <p><u>-Adjectives</u></p> | <p>5-La chambre d'Alain</p> <p>Alain's bedroom</p> <p>-verbe &lt;&lt;avoir&gt;&gt;</p> <p>-Les articles définis/definite articles(le,la,l',les)</p> <p>-Les prepositions</p> <p>-Les nombres cardinaux/cardinal numbers(40-60)</p> | <p>PRE-ASSESSMENT</p> <ul style="list-style-type: none"> <li>➤ <u>Oral/Recitation</u>: Les feuilles mortes</li> <li>➤ <u>Dictation words</u></li> <li>➤ <u>Listening Skills</u></li> <li>➤ <u>Reading /comprehension passages</u></li> </ul> <p><b>CYCLE TEST 2</b></p>    |
|                | APRIL  | MAY   | JUNE   | JULY   |

|   |  |  |  |  |
|---|--|--|--|--|
| <p style="text-align: center;"><b>CYCLE-3</b></p> | <p>6- Le ciel bleu, le parc vert</p> <p>-verbe &lt;&lt;aller&gt;&gt; to go</p> <p>Adjectives of colours</p> <p>Les saisons(seasons)</p> <p>7-C'est le week-end</p> | <p>7.C'est le weekend</p> <p>-months</p> <p>-Days</p> <p>-</p> <p>prepositions</p> <p>8-Une sortie entre amis</p> <p>-Les repas</p> <p>-Les verbes (verbs)</p> <p>-Les repas</p> | <p>PRE-ASSESSMENT</p> <ul style="list-style-type: none"> <li>➤ <u>Oral/Recitation</u>: la neige tombe /les papillons</li> <li>➤ <u>Dictation words</u></li> <li>➤ <u>Listening Skills</u></li> <li>➤ <u>Reading /comprehension passages</u></li> </ul> <p>CYCLE TEST 3</p> |  |
|---|--|--|--|--|



# DPS INTERNATIONAL, GHANA

Class:3

Subject: Hindi

Teacher Name: Gurpreet Kaur

|                | AUGUST   | SEPTEMBER   | OCTOBER   | NOVEMBER  |
|----------------|--|---|---|---|
| <b>Cycle 1</b> | <p>रिमझिम- ३ अभ्यास पुस्तिका<br/>पाठ : १ कक्कू<br/>पाठ : २ शेखीबाज मक्खी</p>   | <p>पाठ : ३ चाँदवाली अम्मा<br/>पाठ : ४ मन करता है<br/>पाठ : ५ बहादुर बित्तो<br/>रचनात्मक लेखन - मेरी पाठशाला, मोर</p>  | <p>भाषा उपवन<br/>पाठ : १ भाषा<br/>पाठ : २ वर्ण शब्द और लिपि<br/>पाठ : ३ नाम ही नाम<br/>पाठ : ४ वचन<br/>पाठ : ५ लिंग<br/>पाठ : ६ नाम की जगह<br/>पाठ : ७ विशेषण<br/>पाठ : ८ क्रिया</p>  | <p>पूर्व मूल्यांकन- २० अंक<br/>पठन - ५ अंक<br/>कविता पठन - कक्कू, मन करता है-५ अंक<br/>श्रुतलेख-१० अंक<br/>लिखित परीक्षा - ३० अंक<br/><b>cycle Test-1</b></p> |
| <b>Cycle 2</b> | <p>रिमझिम- ३ अभ्यास पुस्तिका<br/>पाठ : ६ हमसे सब कहते<br/>पाठ : ७ टिपटिपवा</p>   | <p>पाठ : ८ बंदर बाँट<br/>पाठ : ९ अक्ल बड़ी या भैंस<br/>पाठ:१० कुयोँजीमल और कैसे किसलिया<br/>रचनात्मक लेखन - मेरी प्यारी दादी माँ, मेरा पालतू कुत्ता</p>   | <p>भाषा उपवन<br/>पाठ :९ साल महीने<br/>पाठ :१० संख्याएँ<br/>पाठ :११ विभिन्न ध्वनियाँ<br/>पाठ :१२ अशुद्ध शब्दों का शुद्ध रूप<br/>पाठ :१३ विलोम<br/>पाठ: १४ अनेक शब्दों के एक शब्द<br/>पाठ :१५ पर्यायवाची<br/>पाठ : १६ पत्र लेखन</p> | <p>पूर्व मूल्यांकन- २० अंक<br/>पठन - ५ अंक<br/>कविता पठन - हमसे सब कहते - ५ अंक<br/>श्रुतलेख - १० अंक<br/>लिखित परीक्षा - ३० अंक<br/><b>cycle Test-2</b></p>  |
| <b>Cycle 3</b> | <p>रिमझिम-३ अभ्यास पुस्तिका<br/>पाठ : ११ मीराबहन और बाघ<br/>पाठ : १२ जब मुझे सोंप ने काटा<br/>पाठ : १३ सबसे अच्छा पेड़<br/>पाठ : १४ मिर्च का मज़ा<br/>पाठ : १५ पत्तियों का चिड़ियाघर</p> | <p>रचनात्मक लेखन - अहा! आई दिवाली, मेरी पहली हवाई यात्रा<br/>भाषा उपवन: पाठ : १७ मुहावरे<br/>पाठ : १८ चित्र वर्णन<br/>पाठ : १९ चित्र कथा पठन लेखन<br/>पाठ : २० अपठित गद्यांश<br/>पाठ : २१ संवाद लेखन<br/>पाठ : २२ अनुच्छेद लेखन</p> | <p>पूर्व मूल्यांकन- २० अंक<br/>पठन -५ अंक<br/>कविता पठन - मिर्च का मज़ा, पत्तियों का चिड़ियाघर - ५ अंक<br/>श्रुतलेख १० अंक<br/>लिखित परीक्षा - ३० अंक<br/><b>cycle Test-3</b></p>   |   |



# DPS INTERNATIONAL, GHANA

Class:

III *A and B*

Subject:

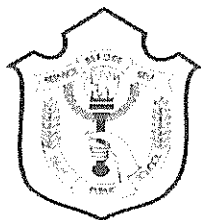
*MATH*

Teacher Name:

*DEVYANI BHATIA*

|         | AUGUST   | SEPTEMBER   | OCTOBER   | NOVEMBER  |
|---------|--|---|---|---|
| Cycle-1 | <p><b>Chp1 – Number and problem Solving</b></p> <ul style="list-style-type: none"> <li>Revising number names and numbers in words upto 9999</li> <li>Skip counting ( backwards and forwards)</li> <li>Partitioning/ expanding ( upto 9999)</li> <li>Number line</li> </ul> | <ul style="list-style-type: none"> <li>Fill in the missing numbers</li> <li>Table facts and fact family</li> <li>Mental strategies</li> </ul> <p><b>Chp 2 Geometry and problem solving</b></p> <ul style="list-style-type: none"> <li>Names and properties of 2d shapes</li> <li>Names and properties of 3d shapes</li> <li>Symmetrical patterns</li> </ul>       | <p><b>Chp 3 Number and problem solving</b></p> <ul style="list-style-type: none"> <li>Missing numbers - addition and subtraction</li> <li>Changing order to make calculation easier</li> <li>Number sentences</li> <li>Multiplication and division using arrays</li> </ul> <p><b>Chp 4 Measure and problem solving</b></p> <ul style="list-style-type: none"> <li>Introduction to money</li> <li>Different ways of spending specific amounts</li> </ul> | <ul style="list-style-type: none"> <li>Introduction of measuring units</li> <li>Converting measures of units</li> <li>Introduction to time</li> <li>Conversion of time</li> </ul>   |
| Cycle-2 | <p><b>Chapter 6 Number and problem solving</b></p> <ul style="list-style-type: none"> <li>Addition on a number line</li> <li>Comparing numbers</li> </ul>  | <ul style="list-style-type: none"> <li>Estimating</li> <li>Write the missing number ( total to 100)</li> <li>Drawing an array</li> <li>Finding groups of a number</li> </ul> <p><b>Chapter 7 Measure and problem solving</b></p> <ul style="list-style-type: none"> <li>Working out amount spent</li> <li>Estimation with money</li> <li>Word problems</li> </ul> | <ul style="list-style-type: none"> <li>Introduction to weight/mass</li> <li>Balancing a scale</li> <li>Calculating length of time</li> </ul> <p><b>Chapter 8 Number and problem solving</b></p> <ul style="list-style-type: none"> <li>Addition and subtraction sentences</li> <li>Number pyramid</li> <li>Multiplication and <u>division without remainder</u></li> </ul>  | <ul style="list-style-type: none"> <li>Multiplication and <u>division with remainder</u></li> <li>Number patterns</li> </ul> <p><b>Chapter 9 Handling data and problem solving</b></p> <ul style="list-style-type: none"> <li>Sorting numbers</li> <li>Sorting Shapes</li> <li>Introduction to Carrol diagram</li> <li>Introduction to Venn diagram</li> <li>Introduction to bar graph</li> </ul> |
|         | DECEMBER   | JANUARY   | FEBRUARY  | MARCH   |

|         | APRIL  | MAY  | JUNE  | JULY                       |
|---------|--|--|---|----------------------------|
| Cycle-3 | <p><b>Chapter 11 Number and problem solving</b></p> <ul style="list-style-type: none"> <li>• Introduction to tally</li> <li>• Ordering numbers</li> <li>• Rounding off to the nearest 10 and 100</li> <li>• Introduction to fractions</li> <li>• Placing fractions on a number line</li> <li>• Finding fraction of a number</li> </ul> | <p><b>Chapter 12 Geometry and problem solving</b></p> <ul style="list-style-type: none"> <li>• Shapes and their properties</li> <li>• Lines of symmetry</li> <li>• Position and movement</li> <li>• Types of angles</li> <li>• Drawing 3d shapes</li> </ul> <p><b>Chapter 13 Number and problem solving</b></p> <ul style="list-style-type: none"> <li>• Double of a number</li> <li>• Half of a number</li> </ul> | <ul style="list-style-type: none"> <li>• Addition using partitioning / expanding method</li> <li>• Multiplication using partitioning / expanding method</li> </ul> <p><b>Chapter 14 Measure and problem solving</b></p> <ul style="list-style-type: none"> <li>• Calculating in dollars and cents</li> <li>• Measuring capacity</li> <li>• Time – before and after</li> <li>• Conversion of time</li> <li>• Using a calendar</li> </ul> | <p><b>FINAL RESULT</b></p> |



## DPS INTERNATIONAL, GHANA

### Syllabus (2020-2021)

Class: III

Subject: SCIENCE

Teacher's name: Esther Boachie-Yiadom

|         |   |   |                             |   |
|---------|---|---|-----------------------------|---|
| Cycle-1 | <b>August</b><br>1. Our sense Organs.<br>2. Our amazing body.<br>3. Food    | <b>September</b><br>4. Caring for our body.<br>5. Living things.<br>6. Animals                      | <b>October</b><br>Revision  | <b>November</b><br>Cycle -1<br>Exam                 |
|         | <b>December</b><br>7. Plants.<br>8. Habitat and environment.<br>9. Weather. | <b>January</b><br>10. Objects around us.<br>11. Changes in materials.<br>12. Three states of matter | <b>February</b><br>Revision | <b>March</b><br>Cycle -2<br>Exam                    |
| Cycle-3 | <b>April</b><br>13. Air.<br>14. Water.<br>15. Forces.                       | <b>May</b><br>16. Light.<br>17. Heat.<br>18. Sources and uses of electricity.                       | <b>June</b><br>Revision.    | <b>July</b><br>Cycle -3<br>Exam and<br>Final Result |





# DPS INTERNATIONAL, GHANA

Class: III

Subject: Computer

Teacher Name: Yamini rao

|         |  |  |  |                           |
|---------|--|--|--|---------------------------|
| Cycle-1 | AUGUST   | SEPTEMBER  | OCTOBER                                | NOVEMBER                  |
|         | <b>1. OPERATING SYSTEM</b> <ul style="list-style-type: none"><li>• Start button</li><li>• Taskbar</li><li>• Task view</li><li>• Icon</li></ul> | <b>MORE ABOUT PAINT</b> <ul style="list-style-type: none"><li>• Moving and copying files</li><li>• Undo and Redo</li></ul> | <b>LETS START SCRATCH</b>              | Revision of ch1,2, and 3. |
| Cycle-2 | DECEMBER   | JANUARY  | FEBRUARY                               | MARCH                     |
|         | <b>1. EDITING TEXT IN WORD 2016</b>  | <b>FORMATTING TEXT IN WORD 2016</b>  | Practical test based on word.          | Revision for cycle 2      |
| Cycle-3 | APRIL  | MAY  | JUNE                                   | JULY                      |
|         | <b>1. ENJOY WITH TUX PAINT</b>   | <b>2. THE INTERNET</b>   | More abou Tux Paint.<br>Lab practice . | <b>FINAL RESULT</b>       |



# DPS INTERNATIONAL, GHANA

Class: III A,B

Subject: Computer

Teacher Name: Yamini rao

|         |  |  |   |                           |
|---------|--|--|---|---------------------------|
| Cycle-1 | <b>AUGUST</b>  | <b>SEPTEMBER</b>   | <b>OCTOBER</b>  | <b>NOVEMBER</b>           |
|         | <b>1. OPERATING SYSTEM</b> <ul style="list-style-type: none"><li>• Start button</li><li>• Taskbar</li><li>• Task view</li><li>• Icon</li></ul>   | <b>MORE ABOUT PAINT</b> <ul style="list-style-type: none"><li>• Moving and copying files</li><li>• Undo and Redo</li><li>• Resize</li><li>• Rotate</li><li>• Skew</li><li>• Background</li><li>• Zoom in and Zoom out.</li></ul> | <b>LETS START SCRATCH</b> <ul style="list-style-type: none"><li>• Scratch window</li><li>• Adding blocks</li><li>• Changing costumes</li><li>• Adding sound</li><li>• Starting a project.</li></ul> | Revision of ch1,2, and 3. |
| Cycle-2 | <b>DECEMBER</b>  | <b>JANUARY</b>   | <b>FEBRUARY</b>   | <b>MARCH</b>              |
|         | <b>1. EDITING TEXT IN WORD 2016</b> <ul style="list-style-type: none"><li>• Parts of word window</li><li>• Editing text</li><li>• Selecting and inserting text.</li><li>• Copying and moving text.</li></ul> | <b>FORMATTING TEXT IN WORD 2016</b> <ul style="list-style-type: none"><li>• Change formatting</li><li>• Highlighting</li><li>• Applying borders</li><li>• Shading.</li></ul>   | Revision and the class test on the chapter. Project will be given.<br>Practical test based on word.   | Revision for cycle 2      |
| Cycle-3 | <b>APRIL</b>   | <b>MAY</b>   | <b>JUNE</b>   | <b>JULY</b>               |
|         | <b>1. ENJOY WITH TUX PAINT</b> <ul style="list-style-type: none"><li>• Starting Tux paint</li><li>• Main screen</li><li>• Drawing tools</li><li>• Other controls</li></ul>                                   | <b>2. THE INTERNET</b> <ul style="list-style-type: none"><li>• Uses of internet</li><li>• Opening a website</li><li>• Good practices.</li></ul>  | More about Tux Paint.<br>Lab practice .<br>Revision and the class test on the chapter. Project will be given  | <b>FINAL RESULT</b>       |


**DPS INTERNATIONAL GHANA**

Class.....III.....

Subject...ART.....

Teacher Name...DESIRE.....

|         | AUGUST   | SEPTEMBER  | OCTOBER  | NOVEMBER  |
|---------|--|--|--|---|
| CYCLE-1 | <p><b><u>Definition of Art</u></b><br/>Introduction of the meaning of Art and some types of Art we find around us</p> <p><b><u>Elements of Art</u></b><br/>Lines, Shapes, Form, Texture<br/>Color etc.</p> | <p><b><u>Careers in Art</u></b><br/>Show students the images of each career in Art</p> <p><b><u>STILL LIFE DRAWING</u></b><br/>Combination of various shapes .<br/>triangle circle, square cylinder etc.</p>                 | <p><b><u>FRIUT AND VEGETABLES</u></b><br/>Drawing of fruits<br/>Pawpaw apple<br/>Vegetable<br/>Carrot ,garden eggs etc.</p>  | <p><b><u>MEMORY DRAWING</u></b><br/>Drawing without looking at any picture.</p> <p><b><u>ANIMALS DRAWING</u></b></p>  |
|         | DECEMBER   | JANUARY  | FEBRUARY   | MARCH   |
| CYCLE-2 | <p><b><u>CHRISTMAS ACTIVITIES</u></b><br/><b><u>FABRIC PROJECT</u></b><br/>Drawing a flower on a piece of cloth and paint it by each child.</p>  | <p><b><u>THE KITCHEN.</u></b><br/>Leaning domestic art.<br/>Eg. Utensils, cup and plates<br/>Etc</p>   | <p><b><u>MEANS OF TRANSPORT</u></b><br/>Bus, boat , aeroplane ect</p> <p>PAINTING (TEXTURES)<br/>Leave impression<br/>Painting of land scape<br/>Painting of flowers</p>             | <p><b><u>RECYCLED CRAFT</u></b><br/>Using of waste materials around us to make meaningful things<br/>Eg pencil shaving activities. Dry stick activities , stone activity.</p> |
|         | APRIL  | MAY  | JUNE   | JULY  |
| CYCLE-3 | <p><b><u>NATURE OF COLOURS</u></b><br/><b><u>FLOWERS</u></b><br/>Drawing of different types of flowers.<br/>Tulip<br/>Rose ect</p>   | <p><b><u>BEADS AND JEWELRY</u></b><br/>Using different beads or pearls to make a hair band</p> <p><b><u>DRAWING OF LANDSCAPE</u></b><br/><b><u>ACTIVITY</u></b><br/>Drawing of:<br/>Mountains<br/>Trees<br/>Flowers etc.</p> | <p><b><u>STICK FIGURES AND</u></b><br/><b><u>CATOON DRAWING</u></b></p> <p>Using lines to bring out the shapes or postures of human.<br/>Drawing of favorite cartoon of students</p> | FINAL RESULTS   |



**DELHI PUBLIC SCHOOL INTERNATIONAL**  
**ART AND CRAFT**  
**SYLLABUS FOR CLASS III**  
**SESSION 2020-2021**

| TOPICS                              | SUB - TOPICS  | OBJECTIVES   |
|-------------------------------------|---|--|
| <b>EXPLORE ART<br/>BASIS OF ART</b> | <u><b>Definition of Art</b></u><br>Introduction of the meaning of Art and some types of Art we finds around us<br><u><b>Elements of Art</b></u><br>Lines<br>Shapes<br>Form<br>Texture<br>Color etc.   | To bring students to the Art studio. And be able to appreciate Art   |
| <b>COMPOSITION IN ART</b>           | <u><b>Careers in Art</b></u><br>Show students the images of each career in Art<br><br><u><b>STILL LIFE DRAWING</b></u><br>Combination of various shapes . triangle circle, squire cylinder etc.<br><br><u><b>FRIUT AND VEGETABLES</b></u><br>Drawing of fruits<br>Pawpaw apple<br>Vegetable<br>Carrot ,garden eggs etc. | Composition of shapes.<br>Learning how to draw objects together.<br><br>Should be able to use the shapes to draw the fruits and vegetables |
| <b>DOMESTIC ART</b>                 | <u><b>THE KITCHEN.</b></u><br>Leaning domestic art.<br>Eg. Utensils, cup and plates<br>Etc.   | Children will be able to draw some utensil the finds in their kitchen.   |
| <b>ENVROMENTAL ART</b>              | <u><b>MEANS OF TRANSPORT</b></u><br>Bus, boat, aeroplane etc.   | Children would be able to draw means of transport easily.  |
| <b>LANDSCAPE</b>                    | <u><b>NATURE OF COLOURS</b></u><br><u><b>FLOWERS</b></u><br>Drawing of different types of flowers.<br>Tulip<br>Rose etc.  | Drawing and colouring nature.  |

|   |  |   |
|---|--|---|
| <p><b>COMPOSITION</b></p> <p><b>BASIS OF FIGURE DRAWING</b></p> | <p><b><u>DRAWING OF LANDSCAPE ACTIVITY</u></b><br/> Drawing of:<br/> Mountains<br/> Trees<br/> Flowers etc.</p> <p><b><u>STICK FIGURES AND CATOON DRAWING</u></b></p> <p>Using lines to bring out the shapes or postures of human.<br/> Drawing of favorite cartoon of students</p> <p><b><u>MEMORY DRAWING</u></b><br/> Drawing without looking at any picture</p>  | <p>Drawing of the sensitivity of out environments ,</p> <p>Identifying the natural around us.</p> <p>To bring out postures of the human body out of the figures drawn.</p> <p>On each drawing topics children will be drawing on them to check their ability to remember what have been taught.</p> |
| <p><b>CRAFT ACTIVITY</b></p>                                    | <p><b><u>FABRIC PROJECT</u></b><br/> Drawing a flower on a piece of cloth and paint it by each child.</p> <p><b><u>BEADS AND JEWELRY</u></b><br/> Using different beads or pearls to make a hair band</p> <p><b><u>RECYCLED CRAFT</u></b><br/> Using of waste materials around us to make meaningful things<br/> Eg pencil shaving activities. Dry stick activities , stone activity.</p> <p><b><u>OTHER ACTIVITIES</u></b></p> <p>Fathers Day Activity<br/> Mothers DayActicity<br/> Christmas Activity</p> | <p>Exploring the use of paint and brush on a fabric.</p> <p>Children would be able to make jewel for themselves.</p> <p>Children will be able to see the usefulness for every waste they make.</p> <p>Children will be able to create beautiful activities for the season</p>                       |
| <p><b>PAINTING</b></p>  | <p><b><u>PRINTING (TEXTURE)</u></b><br/> Leave printing<br/> Painting of landscape<br/> Painting of flowers</p>  | <p>Student should be able to paint and bring out the beauty of the picture</p>  |

Class. 3

Subject. Games

Teacher Name.

|        | AUGUST  | SEPTEMBER   | OCTOBER  | NOVEMBER   | DECEMBER  |
|--------|---|---|--|--|---|
| TERM 1 | <p><b>BASKETBALL</b></p> <p>Passing and Receiving.<br/>Basic rules of Basketball</p> <p><b>SWIMMING</b></p> <p>Freestyle Swimming.<br/>Body Position;<br/>Kicks, Arm movement with and without aid.</p> <p><b>BADMINTON</b></p> <p>Footwork</p> | <p><b>BASKETBALL</b></p> <p>Dribbling</p> <p><b>SWIMMING</b></p> <p>Introduction to Breathing</p> <p><b>BADMINTON</b></p> <p>Ready Stance and Rules of the Game</p> | <p><b>BASKETBALL</b></p> <p>Footwork(Pivoting)</p> <p><b>SWIMMING</b></p> <p>Breathing</p> <p><b>BADMINTON</b></p> <p>Forehand and Backhand grip</p> | <p><b>BASKETBALL</b></p> <p>Shooting (Set Shot)</p> <p><b>SWIMMING</b></p> <p>Freestyle Starts and turns</p> <p><b>BADMINTON</b></p> <p>Backhand flick serve</p> | <p><b>BASKETBALL</b></p> <p><b>Assessment</b><br/>(mini Game)</p> <p><b>ASSESSMENT</b></p> <p>Mini Game</p> |
|        | JANUARY   | FEBRUARY  | MARCH  | APRIL  | MAY   |
| TERM 2 | <p><b>FOOTBALL</b></p> <p>Passing and receiving</p> <p><b>TABLE TENNIS</b></p> <p>The Grip and ready Position</p>   | <p><b>FOOTBALL</b></p> <p>Dribbling and footwork</p> <p><b>TABLE TENNIS</b></p> <p>Backhand Push</p>  | <p><b>FOOTBALL</b></p> <p>Running with the ball</p> <p><b>TABLE TENNIS</b></p> <p>Forehand push and Backhand block</p>                               | <p><b>FOOTBALL</b></p> <p>Maintaining Possession</p> <p><b>TABLE TENNIS</b></p> <p>Forehand block, service return</p>  | <p><b>FOOTBALL</b></p> <p>Mini Game</p> <p><b>TABLE TENNIS</b></p> <p>Mini Game</p>                         |